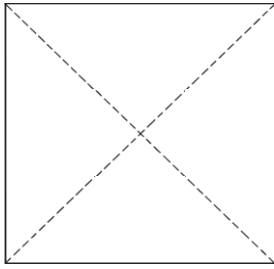


2 Times Table Fortune Teller

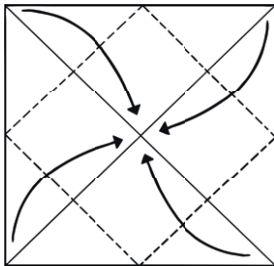
Instructions

1.



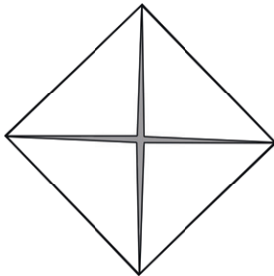
With pictures face down, fold on both diagonal lines. Unfold.

2.



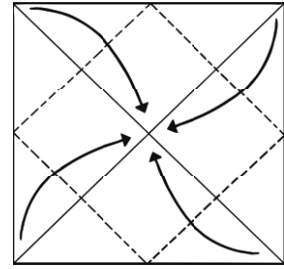
Fold all four corners to the centre.

3.



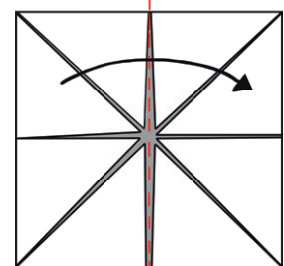
Turn paper over.

4.



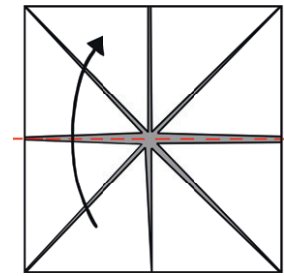
Once again, fold all corners to the centre.

5.



Fold paper in half and unfold.

6.



Fold in half from top to bottom. Do not unfold.

7.



Slide thumbs and forefingers under the squares and move the fortune teller back and forth to play.

